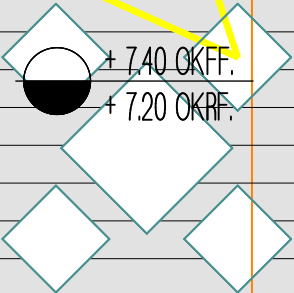


1.46

DACHTERRASSE



+ 7.40 OKFF.  
+ 7.20 OKRF.

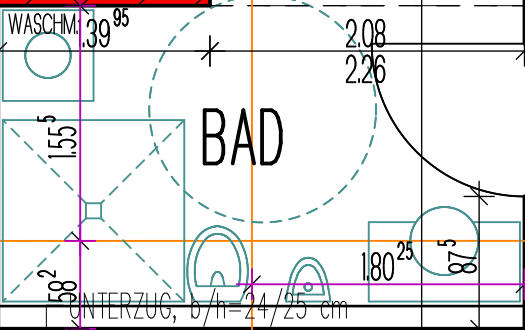
STÜTZE, b/h=20/24 cm

A-POS. 46

A-POS. 45

A-POS. 44

UNTERZUG, b/h=24/40 cm  
A-POS. 43




WASCHM. 39<sup>95</sup>

BAD

UNTERZUG, b/h=24/25 cm

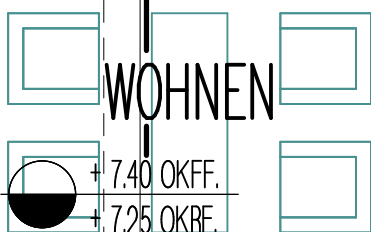
SCHLAFEN



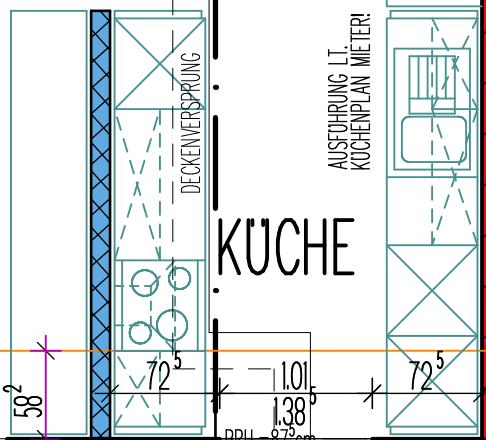
DECKENVERSPRUNG

WOHNEN

+ 7.40 OKFF.  
+ 7.25 OKRF.



KÜCHE



AUSFÜHRUNG LT. KÜCHENPLAN MIETER

DECKENVERSPRUNG

KÜCHEN

BAD

DIELE

LUFT

WG11

I-POS. 51

BRH.=90 cm

3.82<sup>5</sup>